

# I11

# 651 Nm

## VFI series Full stainless steel worm gearboxes

Riduttori a vite senza fine completamente in acciaio inox

Input speed ( $n_1$ ) = 1400 min<sup>-1</sup>

Output speed $n_2$ [min <sup>-1</sup> ]	Ratio $i$	Motor power $P_{1M}$ [kW]	Output torque $M_{2M}$ [Nm]	Service factor $f_s$	Nominal power $P_{1R}$ [kW]	Nominal torque $M_{2R}$ [Nm]	B5 motor flanges			B14 motor flanges			Dynamic efficiency RD	Tooth module [mm]	Ratios code
							-	-	-	-R	-T	-U			
200	7	4.0	168	2.9	11.5	483	-	-	-	B	B	100-112	88	5.5	01
140	10	4.0	235	2.2	9.0	525	-	-	-	B	B		86	5.4	02
88	16	4.0	358	1.5	6.0	536	-	-	-	B	B		82	5.3	03
70	20	4.0	447	1.2	4.9	546	-	-	-	B	B		82	4.5	04
61	23	3.0	377	1.4	4.1	515	-	-	-	B	B		80	3.9	05
47	30	3.0	467	1.4	4.2	651	-	-	-	B	B		76	5.6	06
37	38	3.0	583	1.1	3.3	641	-	-	-	B	B		75	4.7	07
31	45	2.2	493	1.2	2.7	599	-	-	-	B	B		73	4.0	08
26	53	2.2	557	1.1	2.5	620	-	-	-	B	B		70	3.5	09
22	64	1.5	452	1.2	1.8	536	-	-	-	B			69	2.9	10
16.7	84	1.1	410	1.2	1.3	494	-	-	-	B			65	2.2	11
14.1	99	1.1	446	1.1	1.2	483	-	-	-	B			60	1.9	12

**Motor flanges available**  
Flange motore disponibili



**B) Supplied with reduction bushing**  
Fornito con bussola di riduzione



**B) Available on request without reduction bushing**  
Disponibile a richiesta senza bussola di riduzione



**C) Motor flange holes position**  
Posizione fori flangia motore

### Lubrication

Lubrificazione

Unit I11 is supplied with synthetic oil to assure long life lubrication.  
Food grade oil is available on request.

See Table 1 for lubrication and recommended quantity.

See Table 2 for possible radial and axial loads on the gearbox.

Il riduttore tipo I11 viene fornito con olio sintetico e lubrificazione tipo "long life".

Disponibile a richiesta olio alimentare.

Vedi Tabella 1 per oli e quantità consigliati.

Vedi Tabella 2 per i carichi radiali e assiali applicabili al riduttore.

**Agip**

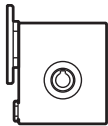
Telium VSF 320

**Shell**

Omala S4 WE 320

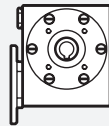
**B3**

Standard  
3.50 LT



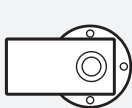
**B8**

On request  
2.10 LT



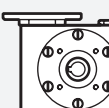
**B6**

On request  
2.50 LT



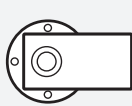
**V5**

On request  
1.60 LT



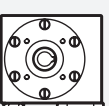
**B7**

On request  
2.50 LT



**V6**

On request  
1.60 LT



For more details on lubrication and plugs check our website.

Per maggiori dettagli su lubrificazione e tappi olio vedi il nostro sito web.

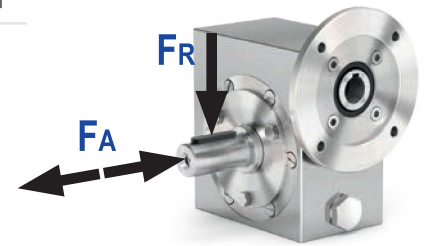
### Radial and axial loads

Carichi radiali e assiali

#### Output shaft

Albero di uscita

$n_2$ [min <sup>-1</sup> ]	$F_A$ [N]	$F_R$ [N]
200	600	2900
150	700	3300
100	750	3600
75	800	4000
50	920	4600
25	1200	6000
15	1400	7000



#### Input shaft

Albero in entrata

$n_1$ [min <sup>-1</sup> ]	$F_A$ [N]	$F_R$ [N]
1400	228	1140

\* Strong axial loads in the DX direction are not allowed.

\* Non sono consentiti forti carichi assiali con direzione DX

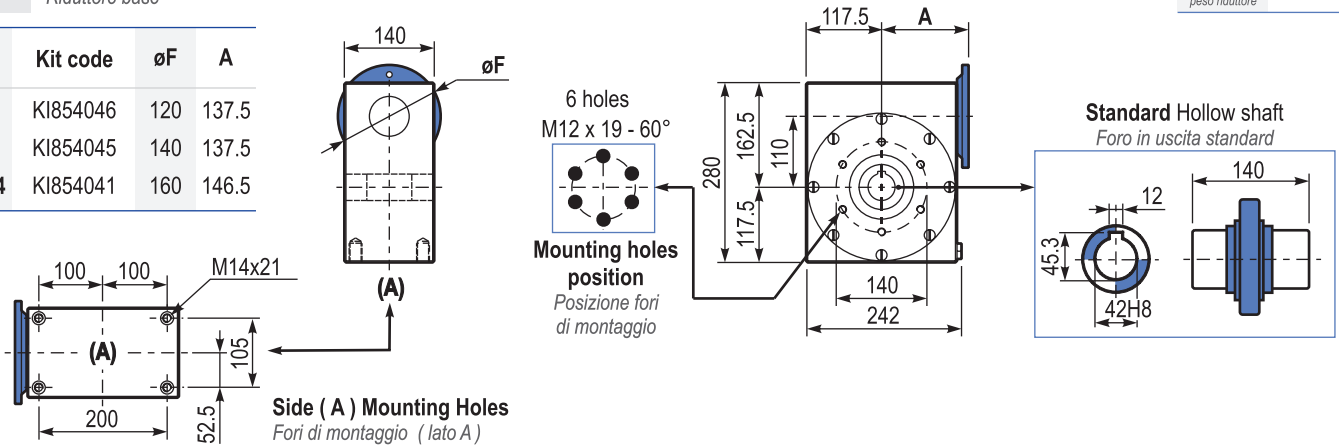
Tab. 1

Tab. 2

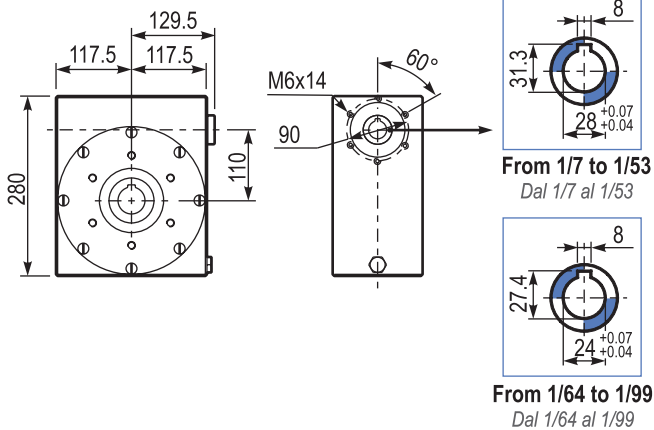
PI11UN... **Basic gearbox**  
*Riduttore base*

**Gearbox weight**  
*peso riduttore* **38.5 kg**

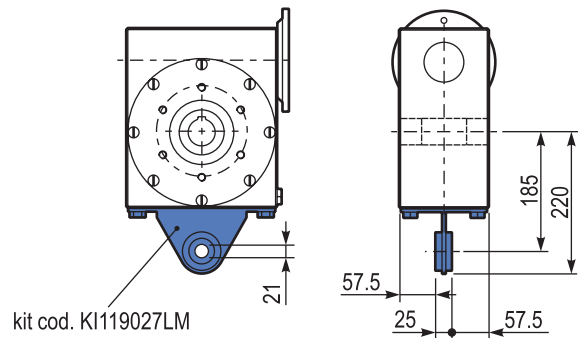
M. flanges	Kit code	øF	A
80B14	KI854046	120	137.5
90B14	KI854045	140	137.5
100-112B14	KI854041	160	146.5



**BI11UN...** **Modular base**  
*Base modulare*



**PI11BR...** **Reaction arm**  
*Braccio di reazione*



**RI11UN...** **Input shaft**  
*Albero in entrata*

